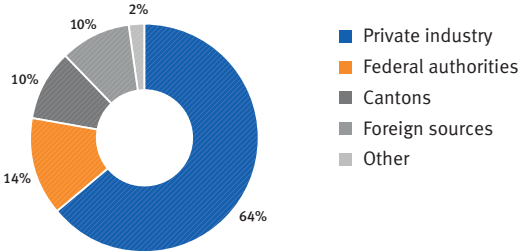


Research landscape in Switzerland

Research and development: sources of financial support in Switzerland



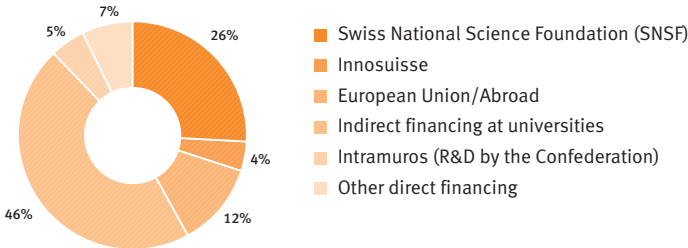
Total CHF 18.5 billion

Sources of finance for R&D in Switzerland, excluding flows of funds abroad

Source: Swiss Federal Statistical Office, data from 2015

Approximately two thirds of all research and development (R&D) in Switzerland is funded privately. At 24 percent, public R&D funding (federal and cantonal) lies nearly 10 percent below the European average.

Research and development: federal funding



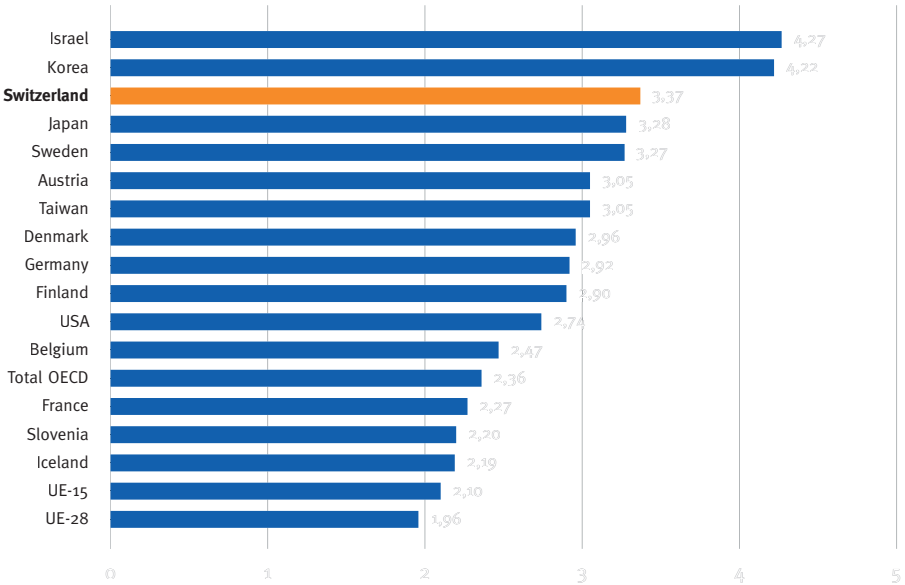
Total CHF 3.6 billion

Funding, including money going abroad
Source: Swiss Federal Statistical Office, data from 2015

A quarter of federal funding for R&D is distributed by the SNSF. The SNSF supports research at higher education institutions and research centres based on a competitive evaluation procedure.

Research and development: share of GDP

Gross domestic expenditure on R&D as a percentage of the GDP



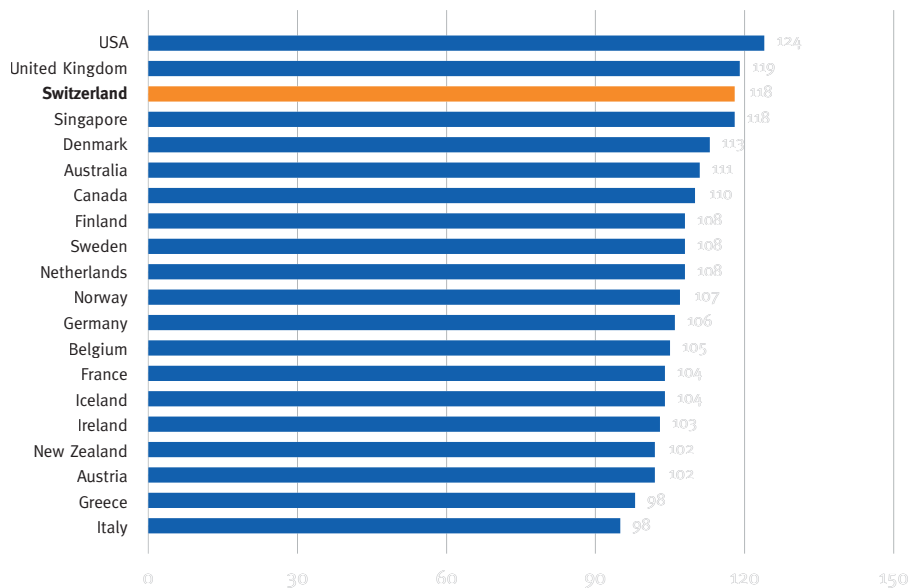
Switzerland invests more than three percent of the gross domestic product (GDP) in R&D, thereby ranking third.

15 countries with the highest values as well as EU-15, EU-28 and OECD. Listed are countries whose results and/or scientific and technological standards are comparable with those of Switzerland.

Source: OECD, MSTI database. Data from 2015

Research and development: Impact of scientific publications

Relative citation index



The relative citation index provides a measure for the impact of publications. Switzerland lies 18 percentage points above the global average and holds third place.

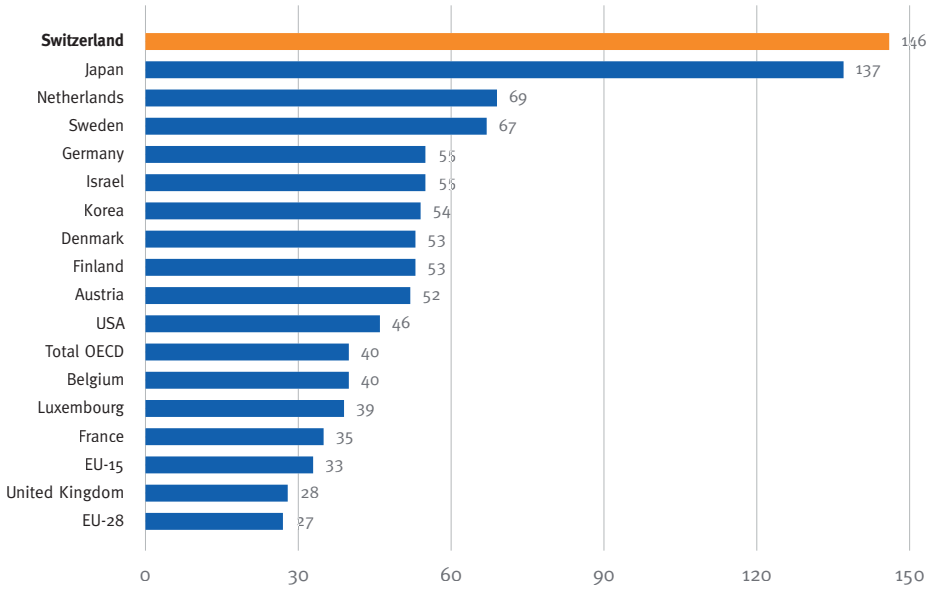
15 countries with the best percentage.

Source: Clarivate Analytics (SCI/SSCI/A&HCI), adaptation SERI, 2018

Calculations are based on publications from the years 2011–2015

Patents

Number per million inhabitants



In relation to its inhabitants, Switzerland has an above-average number of registered patents. With regard to the number of triadic patent families*, Switzerland currently tops the OECD ranking.

15 countries with the highest values as well as EU-15, EU-28 and OECD.

Source: Swiss Federal Statistical Office, OECD, MSTI database. Data from 2015

* Patents that have been registered simultaneously with European and Japanese patent offices as well as granted by the US Patent & Trademark Office.