

Table of contents

| | |
|---|-----------|
| 1. Funding in overview | 29 |
| 1.1 Funding by research area | 29 |
| 1.2 Funding by type of funding | 30 |
| 1.3 Funding by institution and research area | 31 |
| 1.4 Use of the approved amounts | 32 |
| 1.5 Personnel in research projects | 32 |
| 1.6 Success rates | 33 |
| 2. Project funding | 35 |
| 2.1 Funding by research area | 35 |
| 2.2 Funding by group of disciplines | 36 |
| 2.3 Interdisciplinary research and Sinergia | 39 |
| 2.4 Project funding: grants, reductions and rejections | 40 |
| 2.5 Applications and grants since the year 2001 | 41 |
| 2.6 Requested and approved amounts since the year 2001 | 41 |
| 3. Individual funding | 42 |
| 3.1 Funding by funding scheme | 42 |
| 3.2 Funding by research area | 42 |
| 4. International co-operation and networking | 43 |
| 4.1 Funding by funding scheme | 43 |
| 4.2 International networking in Project funding | 43 |
| 4.3 Fellowships by host country | 44 |
| 5. National Research Programmes (NRP) | 45 |
| 5.1 NRPs in overview | 45 |
| 6. National Centres of Competence in Research (NCCR) | 46 |
| 6.1 Current NCCRs in overview | 46 |

2010 – Research funding in figures

In 2010, the Swiss National Science Foundation (SNSF) granted funding to the total value of 726 million Swiss francs, 2.7 % more than in 2009 (707 million Swiss francs). This financing was used to support around 3,100 research undertakings.

The statistics include all applications processed and approved during the financial year as well as contributions paid out in the area of National Centres of Competence in Research in 2010. Additional grants are not treated as separate applications but are included in the approved amounts. The data in the statistical part of the annual report are not comparable with the figures in the annual statement.

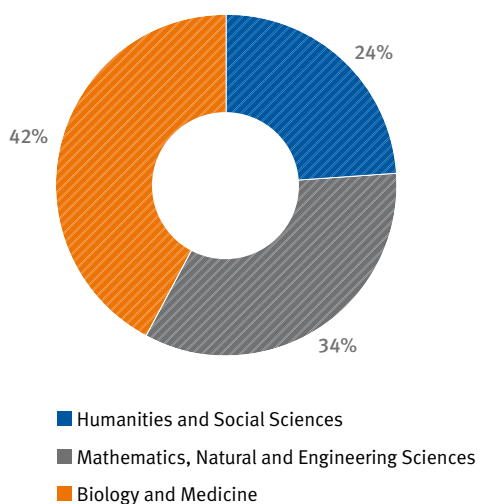
Full version of the statistics: www.snsf.ch > About us > Facts & Figures > Statistics

1. Funding in overview

1.1 Funding by research area

Amounts in millions CHF

Distribution of the approved amounts



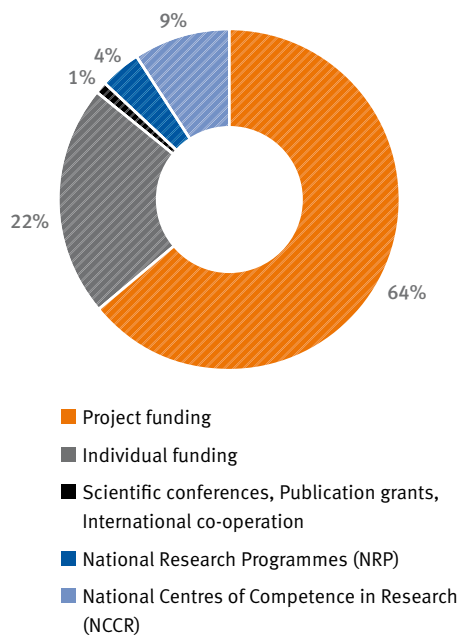
| | Approved amount | Women | Men |
|---|-----------------|------------|------------|
| Humanities and Social Sciences | 173.0 | 29% | 71% |
| Mathematics, Natural and Engineering Sciences | 247.5 | 13% | 87% |
| Biology and Medicine | 305.2 | 16% | 84% |
| Unapportionable | 0.3 | | |
| Total | 726.0 | 18% | 82% |

Distribution between the different divisions has changed slightly compared to the previous year. In 2010, 25 million Swiss francs were allocated to Patient-oriented Clinical Research (PaKlif). The share of "Biology and Medicine" in the approved sums thus rose by four percent.

1.2 Funding by type of funding

Amounts in millions CHF

Distribution of the approved amounts



| | Number | Amount |
|---|--------------|--------------|
| Investigator-driven research | 2,634 | 635.9 |
| Project funding ¹ | 1,360 | 466.2 |
| Individual funding | 762 | 159.5 |
| Scientific conferences | 196 | 1.4 |
| Publication grants | 142 | 1.7 |
| International co-operation | 174 | 7.1 |
| Targeted research | 459 | 90.1 |
| National Research Programmes (NRP) | 66 | 27.6 |
| National Centres of Competence in Research (NCCR) | 393 | 62.5 |
| Total | 3,093 | 726.0 |

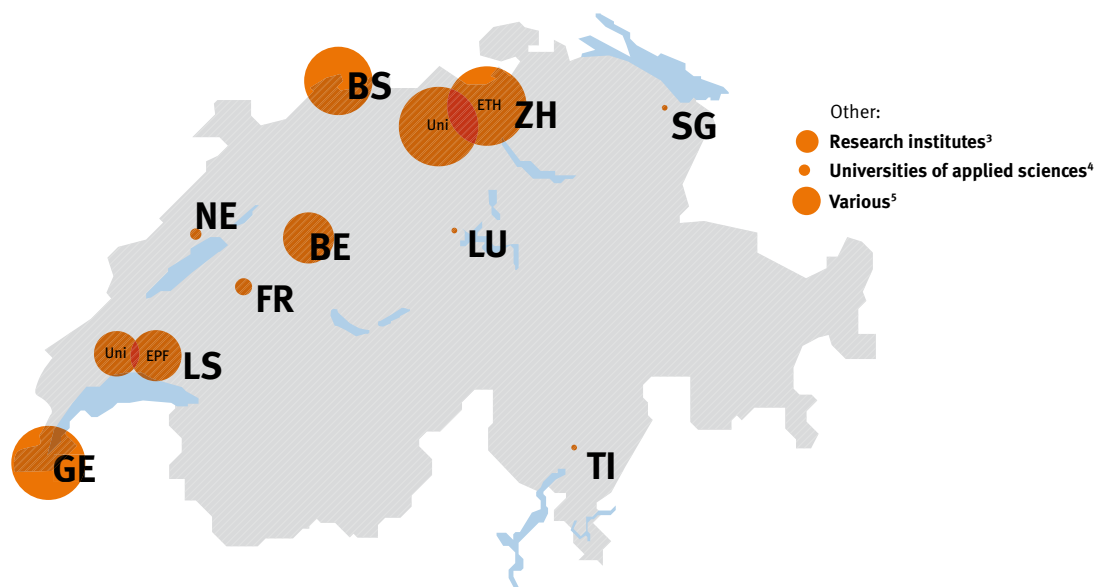
¹ Without Scientific conferences

As in previous years, project funding was at the centre of the SNSF's activities in 2010. The share of National Research Programmes in the approved sums rose slightly year-on-year.

1.3 Funding by institution and research area

Amounts in millions CHF

Distribution of the approved amounts (incl. overhead)¹



| Institution | Humanities and Social Sciences | Mathematics, Natural and Engineering Sciences | Biology and Medicine | Unassignable | Total in mio CHF | Total in % | Overhead ² | Total incl. overhead |
|---|--------------------------------|---|----------------------|--------------|------------------|-------------|-----------------------|----------------------|
| Universities | 126.3 | 109.9 | 238.9 | | 475.1 | 65% | 55.0 | 530.1 |
| Berne (BE) | 16.9 | 23.3 | 27.7 | | 67.9 | 9% | 8.4 | 76.3 |
| Basel (BS) | 13.3 | 17.1 | 40.3 | | 70.7 | 12% | 10.5 | 81.2 |
| Fribourg (FR) | 11.8 | 12.9 | 6.4 | | 31.1 | 3% | 2.7 | 33.8 |
| Geneva (GE) | 23.3 | 27.6 | 47.6 | | 98.5 | 13% | 11.3 | 109.8 |
| Lucerne (LU) | 3.8 | – | 0.0 | | 3.8 | 1% | 0.6 | 4.4 |
| Lausanne (LS) | 14.7 | 4.8 | 49.0 | | 68.5 | 8% | 6.4 | 74.9 |
| Neuchâtel (NE) | 3.0 | 4.5 | 4.5 | | 12.0 | 2% | 2.0 | 14.0 |
| St. Gallen (SG) | 4.5 | – | – | | 4.5 | 1% | 0.5 | 5.0 |
| Ticino (TI) | 6.6 | 2.4 | – | | 9.0 | 1% | 0.6 | 9.6 |
| Zurich (ZH) | 28.4 | 17.3 | 63.4 | | 109.1 | 14% | 12.0 | 121.1 |
| ETH Domain | 15.6 | 124.6 | 48.1 | | 188.3 | 26% | 21.8 | 210.1 |
| EPF Lausanne (LS) | 4.0 | 50.8 | 16.4 | | 71.2 | 9% | 7.2 | 78.4 |
| ETH Zurich (ZH) | 11.4 | 56.0 | 26.6 | | 94.0 | 14% | 11.8 | 105.8 |
| Research institutes ³ | 0.2 | 17.8 | 5.1 | | 23.1 | 4% | 2.8 | 25.9 |
| Universities of applied sciences⁴ | 12.4 | 0.5 | 0.6 | | 13.5 | 2% | 1.9 | 15.4 |
| Various⁵ | 12.1 | 10.8 | 12.4 | | 35.3 | 5% | 2.1 | 37.4 |
| Unassignable⁶ | 6.6 | 1.8 | 5.1 | 0.3 | 13.8 | 2% | 0.0 | 13.8 |
| Total | 173.0 | 247.6 | 305.1 | 0.3 | 726.0 | 100% | 80.8 | 806.8 |

¹ If no application was presented by the respective institution, this is denoted by a dash. Amounts lower than CHF 0.05 million are shown as zero.

² Entitlement to overhead in accordance with overhead regulations

³ Research institutes in the ETH Domain (EMPA, EAWAG, PSI, WSL)

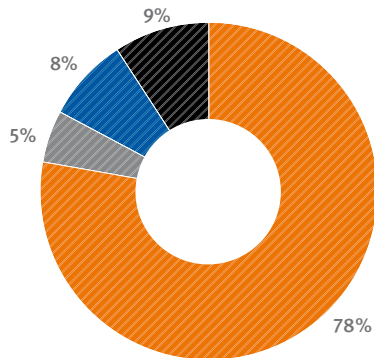
⁴ BFH, FHNW, FHO, HES-SO, HLU, SUPSI, ZFH, Kalaidos and universities of teacher education

⁵ Research centres, museums, libraries, individuals, companies, non-profit organisations, etc.

⁶ Not assignable to an institution and/or discipline (e.g. fellowships, annual contributions)

1.4 Use of the approved amounts

Total amount: CHF 726 million



As in previous years, the approved funds were used by the researchers mainly to cover personnel costs, whether for the financing of individual salaries/fellowships in the context of funding for individuals or for the appointment of personnel in research projects.

- Salaries and fellowships (incl. social security contributions)
- Materials of enduring value
- Consumables
- Other (travel and field expenses)

1.5 Personnel in research projects

Around 5,600 persons were employed in research projects in 2010. In addition, over 1,000 were supported in the context of individual funding and 1,100 were employed through the National Research Programmes and Centres of Competence in Research.

| | Total | Women Men |
|-----------------------------|--------------|--------------------|
| Scientists ¹ | 35 % | 44 % 56 % |
| Personnel at doctoral level | 53 % | 39 % 61 % |
| Technicians, support staff | 12 % | 69 % 31 % |
| Total | 100 % | 44 % 56 % |

¹ Senior researchers and post-docs

Funding for research projects primarily benefits the promotion of young scientists in Switzerland. Thus 78% of the collaborators are 35 years old or younger (95% in the case of personnel at doctoral level, 56% for other scientists).

1.6 Success rates

Amounts in millions CHF

| | Success rate ¹ | | | Number of proposals submitted | | | Number of proposals approved | | | Approved amount |
|---|---------------------------|------------|------------|-------------------------------|------------|--------------|------------------------------|------------|--------------|-----------------|
| | Total | Women | Men | Total | Women | Men | Total | Women | Men | |
| Project funding² | 53% | 46% | 55% | 2,566 | 500 | 2,066 | 1,360 | 231 | 1,129 | 466.2 |
| Humanities and Social Sciences | 46% | 47% | 45% | 750 | 206 | 544 | 343 | 96 | 247 | 72.3 |
| Mathematics, Natural and Engineering Sciences | 67% | 66% | 67% | 853 | 88 | 765 | 568 | 58 | 510 | 155.2 |
| Biology and Medicine | 47% | 37% | 49% | 815 | 179 | 636 | 380 | 67 | 313 | 181.2 |
| Interdisciplinary Research and Sinergia | 47% | 37% | 49% | 148 | 27 | 121 | 69 | 10 | 59 | 57.4 |
| Individual funding | 53% | 52% | 53% | 1,368 | 567 | 801 | 722 | 294 | 428 | 145.9 |
| Fellowships (prospective) | 68% | 70% | 66% | 711 | 266 | 445 | 480 | 187 | 293 | 28.6 |
| Fellowships (advanced) | 65% | 57% | 70% | 166 | 68 | 98 | 108 | 39 | 69 | 11.2 |
| Marie Heim-Vögtlin Programme (MHV) ¹ | 37% | 37% | – | 101 | 101 | – | 37 | 37 | – | 6.1 |
| Ambizione | 28% | 22% | 33% | 189 | 82 | 107 | 53 | 18 | 35 | 26.2 |
| SNSF Professorships ¹ | 22% | 26% | 21% | 201 | 50 | 151 | 44 | 13 | 31 | 73.8 |
| Scientific conferences | 90% | 87% | 91% | 218 | 69 | 149 | 196 | 60 | 136 | 1.4 |
| Publication grants | 87% | 80% | 91% | 164 | 66 | 98 | 142 | 53 | 89 | 1.7 |
| International co-operation³ | 48% | 28% | 52% | 124 | 18 | 106 | 60 | 5 | 55 | 5.7 |
| National Research Programmes⁴ | 76% | 83% | 74% | 29 | 6 | 23 | 22 | 5 | 17 | 9.4 |
| National Centres of Competence in Research⁵ | 15% | 14% | 15% | 54 | 7 | 47 | 8 | 1 | 7 | 123.7 |

¹ Ratio of the number of proposals approved/number of proposals submitted

² Without conference grants

³ Comprises SCOPES and North-South Research Partnerships

⁴ Concerns only NRP 64 and NRP 65 at application level

⁵ Concerns only the third series of NCCRs (2008–2010); two-level evaluation procedure

The success rates for project funding regularly reveal differences that are unfavourable to women. The large amount of available data enables a statistical procedure to be applied with which any potential discrimination can be determined. Multivariate analyses (see p. 19) are performed annually on the figures, taking into account gender as well as other possible factors, such as age, nationality and type of institution. If these differences are factored in, the gender effect disappears. Hence, in accordance with the GEFO study, no signs of gender discrimination could be made out in the evaluation procedures of the SNSF.

Submitted applications by gender

| | Women | Men |
|------------------------------------|-------|-----|
| Fellowships (prospective) | 37% | 63% |
| Fellowships (advanced) | 41% | 59% |
| Marie Heim-Vögtlin Programme (MHV) | 100% | |
| Ambizione | 43% | 57% |
| SNSF Professorships | 25% | 75% |
| Project funding | 20% | 80% |

¹ The proportion of female applicants is 100% as MHV is a programme for women scientists.

The share of women submitting proposals declines as the academic age increases.

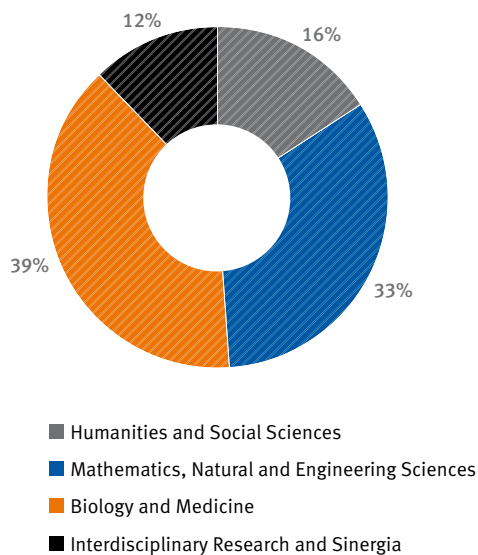
2. Project funding

In this funding category, the SNSF supports research projects of high quality across all disciplines. The topics are selected by the researchers. Grants include contributions towards personnel costs, equipment, consumables and travel expenses.

2.1 Funding by research area¹

Amounts in millions CHF

Distribution of the approved amounts



| | Amount |
|---|--------------|
| Humanities and Social Sciences | 73.4 |
| Mathematics, Natural and Engineering Sciences | 155.5 |
| Biology and Medicine | 181.4 |
| Interdisciplinary Research and Sinergia | 57.3 |
| Total | 467.6 |

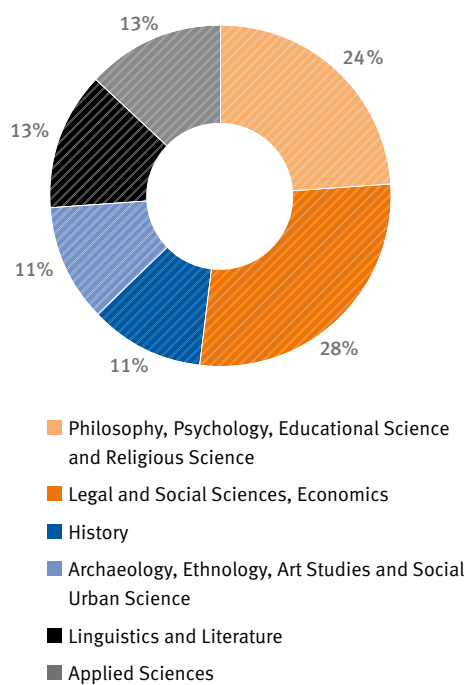
¹ Incl. Scientific conferences

2.2 Funding by group of disciplines

Amounts in millions CHF

Division I: Humanities and Social Sciences

Distribution of the approved amounts



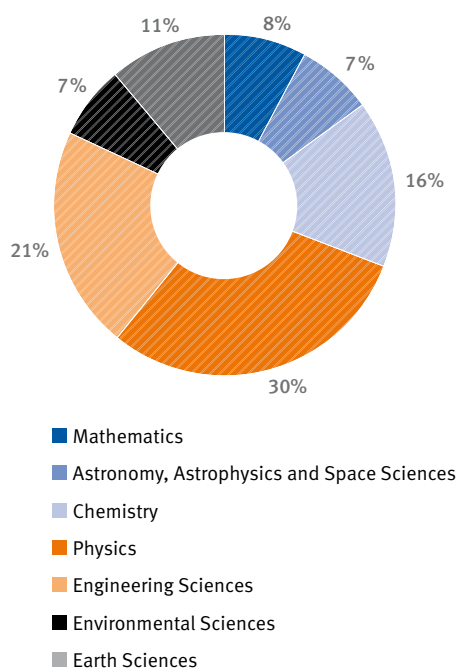
| | Number | Amount |
|---|------------|-------------|
| Philosophy, Psychology, Educational Science and Religious Science | 119 | 18.0 |
| Legal and Social Sciences, Economics | 140 | 20.3 |
| History | 57 | 8.1 |
| Archaeology, Ethnology, Art Studies and Social Urban Science | 48 | 8.1 |
| Linguistics and Literature | 50 | 9.7 |
| Applied Sciences (incl. DORE) | 87 | 9.2 |
| Total¹ | 501 | 73.4 |

¹ Special funding is included:
DORE (83 grants; CHF 8.6 million), research infrastructure (1 grant; CHF 1.3 million), R'Equip (2 grants; CHF 0.2 million), Scientific conferences (158 grants; CHF 1.0 million), summer schools (115 grants; CHF 0.3 million)

At the universities of applied sciences, the areas “art” and “health” are particularly well represented in terms of both numbers and funds. Some projects are being realised in collaboration with the universities.

Division II: Mathematics, Natural and Engineering Sciences

Distribution of the approved amounts



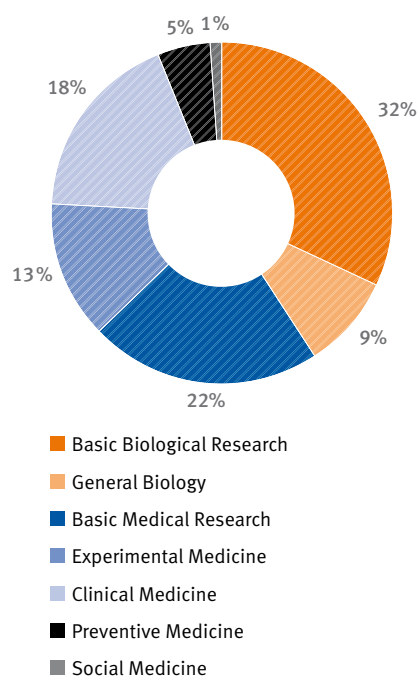
| | Number | Amount |
|--|------------|--------------|
| Mathematics | 50 | 12.6 |
| Astronomy, Astrophysics and Space Sciences | 20 | 10.2 |
| Chemistry | 97 | 25.4 |
| Physics | 134 | 46.0 |
| Engineering Sciences | 169 | 33.1 |
| Environmental Sciences | 50 | 10.8 |
| Earth Sciences | 66 | 17.4 |
| Total¹ | 586 | 155.5 |

¹ Special funding is included:
 Research infrastructure (8 grants; CHF 9.8 million), R'Equip, (35 grants; CHF 6.7 million), FORCE/FINES, (15 grants; CHF 5.6 million), EUROCORES (5 grants; CHF 7.1 million), Scientific conferences (18 grants, CHF 0.3 million)

The number of approved proposals rose by 10 percent year-on-year. Particularly strong growth was registered in the Engineering Sciences.

Division III: Biology and Medicine

Distribution of the approved amounts



| | Number | Amount |
|---|------------|--------------|
| Basic Biological Research | 139 | 59.0 |
| General Biology | 39 | 15.8 |
| Basic Medical Research | 100 | 39.1 |
| Experimental Medicine | 61 | 23.5 |
| Clinical Medicine | 46 | 32.8 |
| Preventive Medicine (Epidemiology/Early Diagnosis/Prevention) | 10 | 9.6 |
| Social Medicine | 5 | 1.6 |
| Total¹ | 400 | 181.4 |

¹ Special funding included: R'Equip (19 grants; CHF 5.6 million), MD-PhD (8 grants; CHF 1.3 million), SCORE/PROSPER (2 grants; CHF 1.4 million), ERA-NET EuroNanoMed (3 Grants; CHF 0.7 million), EDCTP (1 grant; CHF 0.3 million), EUROCORES (10 grants; CHF 3.8 million), cohort studies (5 grants; CHF 25.2 million), Scientific conferences (20 grants; CHF 0.1 million)

With infrastructure grants totalling 27.5 mio Swiss francs for the continuation of five cohort studies and the expansion of three CTUs (Clinical Trial Units), the Biology and Medicine division again made a strong contribution towards strengthening clinical research.

2.3 Interdisciplinary research and Sinergia

Interdisciplinary research

In 2010, the SNSF supported a total of 29 projects with CHF 9.4 million. Both the number of submitted and approved applications as well as the requested and approved funding amounts are similar to 2009.

Sinergia

Amounts in millions CHF

| | Number | Amount |
|----------------------------|-----------|-------------|
| Interdisciplinary Research | 14 | 16.2 |
| Disciplinary Research | 26 | 31.7 |
| Total | 40 | 47.9 |

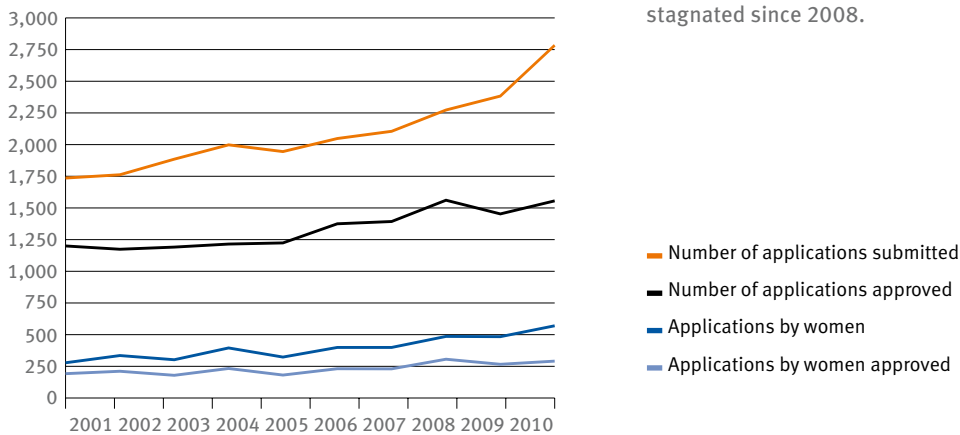
2.4 Project funding: grants, reductions and rejections

Amounts in millions CHF

| | Number | Amount | Grants | Reductions | Rejections, withdrawals |
|--|---------|---------|--------|------------|-------------------------|
| Humanities and Social Sciences | | | | | |
| Applications submitted | 917 | | 55% | | 45% |
| | | 207.2 | 36% | 8% | 56% |
| Grants | 501 | 73.4 | | | |
| Reductions in approved applications | (406) | 17.1 | | | |
| Rejections, withdrawals | 416 | 116.7 | | | |
| Mathematics, Natural and Engineering Sciences | | | | | |
| Applications submitted | 878 | | 67% | | 33% |
| | | 336.2 | 46% | 20% | 34% |
| Grants | 586 | 155.5 | | | |
| Reductions in approved applications | (485) | 66.0 | | | |
| Rejections, withdrawals | 292 | 114.7 | | | |
| Biology and Medicine | | | | | |
| Applications submitted | 841 | | 48% | | 52% |
| | | 401.4 | 45% | 12% | 43% |
| Grants | 400 | 181.4 | | | |
| Reductions in approved applications | (294) | 46.5 | | | |
| Rejections, withdrawals | 441 | 173.5 | | | |
| Interdisciplinary research and Sinergia | | | | | |
| Applications submitted | 148 | | 47% | | 53% |
| | | 178.5 | 32% | 14% | 54% |
| Grants | 69 | 57.3 | | | |
| Reductions in approved applications | (57) | 24.3 | | | |
| Rejections, withdrawals | 79 | 96.9 | | | |
| Total | | | | | |
| Applications submitted | 2,784 | | 56% | | 44% |
| | | 1,123.3 | 41% | 14% | 45% |
| Grants | 1,556 | 467.6 | | | |
| Reductions in approved applications | (1,242) | 153.9 | | | |
| Rejections, withdrawals | 1,228 | 501.8 | | | |

2.5 Applications and grants since the year 2001

Number of applications and grants

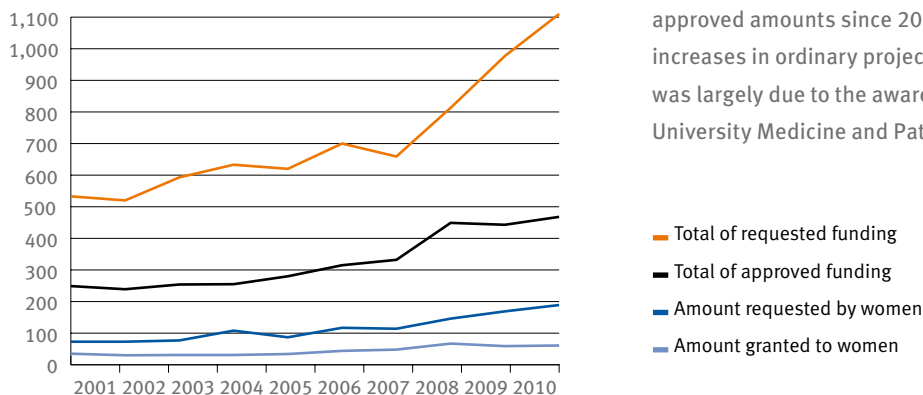


The number of applications submitted in project funding has risen consistently since 2005 while the number of approved proposals has stagnated since 2008.

2.6 Requested and approved amounts since the year 2001

Amounts in millions CHF

Total of requested and approved amounts



Since 2007, the amounts requested in project funding have risen more rapidly than the corresponding budget of the SNSF. The increase in approved amounts since 2007 is only partially attributable to budget increases in ordinary project funding. In 2008 and 2010, the increase was largely due to the award of earmarked funds (Special Programme University Medicine and Patient-oriented Clinical Research).

3. Individual funding

With a multi-faceted fellowship and grants programme the SNSF provides targeted career support for highly promising young researchers.

3.1 Funding by funding scheme

Amounts in millions CHF

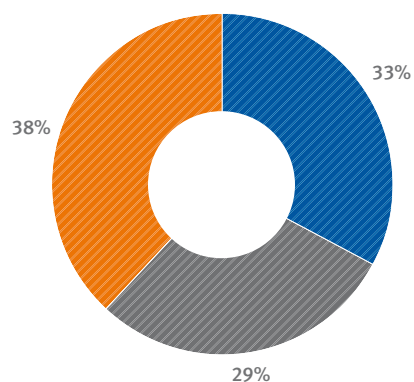
| | Number of applications submitted | | | | | Number of applications approved | | | | | Approved amount |
|-------------------------------------|----------------------------------|------------|------------|------------------------|------------|---------------------------------|------------|------------|------------------------|-----------|-----------------|
| | New applications | | | Follow-up applications | | New applications | | | Follow-up applications | | |
| | Total | Women | Men | Women | Men | Total | Women | Men | Women | Men | |
| Fellowships (prospective) | 711 | 266 | 445 | 48 | 79 | 480 | 187 | 293 | 31 | 45 | 28.6 |
| Fellowships (advanced) | 166 | 68 | 98 | 7 | 16 | 108 | 39 | 69 | 2 | 12 | 11.2 |
| Marie Heim-Vögtlin Programme (MHV) | 101 | 101 | – | 6 | – | 37 | 37 | – | 5 | – | 6.1 |
| Ambizione | 189 | 82 | 107 | – | – | 53 | 18 | 35 | – | – | 26.2 |
| SNSF Professorships | 201 | 50 | 151 | 8 | 11 | 44 | 13 | 31 | 8 | 11 | 73.8 |
| Total (excl. ProDoc) | 1,368 | 567 | 801 | 69 | 106 | 722 | 294 | 428 | 46 | 68 | 145.9 |
| ProDoc | 116 | 31 | 85 | 0 | 5 | 36 | 10 | 26 | 0 | 4 | 13.5 |
| Overall total (incl. ProDoc) | 1,484 | 598 | 886 | 69 | 111 | 758 | 304 | 454 | 46 | 72 | 159.4 |

The budget for individual funding remained stable in 2010 compared to the previous year. With the exception of SNSF professorships and ProDoc, demand reached an all time peak in all funding schemes. A portion of the funds allocated to ProDoc remained unused due to the high number of sub-standard proposals. However, these funds will be available again for ProDoc in 2011.

3.2 Funding by research area

Amounts in millions CHF

Distribution of the approved amounts



| | Amount |
|---|--------------|
| Humanities and Social Sciences | 53.1 |
| Mathematics, Natural and Engineering Sciences | 45.7 |
| Biology and Medicine | 60.6 |
| Total | 159.4 |

- Humanities and Social Sciences
- Mathematics, Natural and Engineering Sciences
- Biology and Medicine

4. International co-operation and networking

The international involvement of the SNSF manifests itself principally in the transnational co-operation of researchers within the context of Project funding and Individual funding. This is supplemented by funding schemes specific to international collaborations.

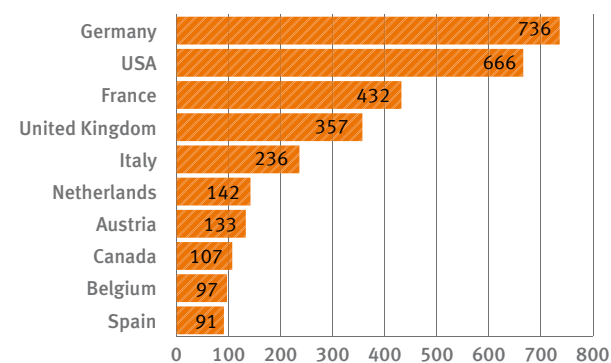
4.1 Funding by funding scheme

Amounts in millions CHF

| | Amount |
|---|------------|
| SCOPES / ESTROM Programme | 0.1 |
| Research Partnerships with Developing Countries | 5.6 |
| International Short Visits | 0.7 |
| International Exploratory Workshops | 0.4 |
| Multilateral co-operation | 0.3 |
| Total | 7.1 |

4.2 International networking in Project funding

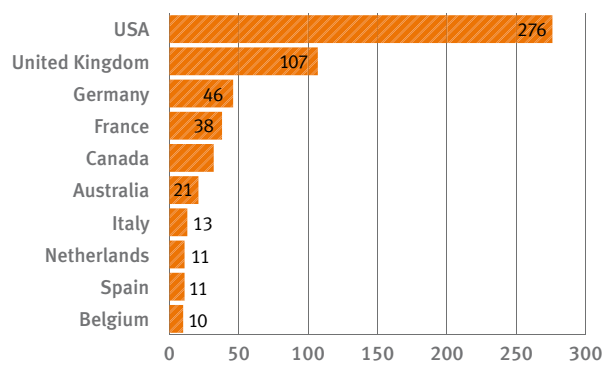
Number of international collaborations



Nearly 3,800 instances of international collaboration have taken place in total. The table shows the ten countries with which the most frequent collaboration has occurred.

4.3 Fellowships by host country

Number of fellowships



With 588 fellowships for prospective and advanced researchers, the SNSF supported a total of 655 work periods abroad. The graph shows the ten most frequent host countries.

5. National Research Programmes (NRP)

The National Research Programmes generate scientific knowledge aimed at solving Switzerland's most pressing problems. The topics are specified by the Federal Council.

5.1 NRPs in overview

Amounts in millions CHF¹

| | Approved amount 2010 ² | Overall Budget | Overall amount approved up to 2010 ³ | Duration |
|--|--------------------------------------|-------------------|---|-----------|
| | Total | | Total | |
| Current NRPs | | | | |
| NRP 54 Sustainable Development of the Built Environment | 0.4 | 13.0 | 11.1 | 2004–2011 |
| NRP 56 Language Diversity and Linguistic Competence in Switzerland | 0.0 | 8.0 | 7.8 | 2004–2010 |
| NRP 57 Non-Ionising Radiation – Health and Environment | 0.0 | 5.0 | 4.6 | 2006–2011 |
| NRP 58 Religions, the State and Society | 0.6 | 10.0 | 9.5 | 2006–2011 |
| NRP 59 Benefits and Risks of the Deliberate Release of Genetically Modified Plants | 1.2 | 15.0 | 12.8 | 2007–2012 |
| NRP 60 Gender Equality | 6.2 | 8.0 | 6.2 | 2010–2013 |
| NRP 61 Sustainable Water Management | 1.1 | 12.0 | 9.5 | 2010–2013 |
| NRP 62 Smart Materials | 1.3 | 11.0 | 6.5 | 2010–2014 |
| NRP 63 Stem Cells and Regenerative Medicine | 5.5 | 10.0 | 5.6 | 2010–2014 |
| NRP 64 Opportunities and Risks of Nanomaterials | 7.2 | 12.0 | 7.2 | 2010–2015 |
| NRP 65 New Urban Quality | 3.4 | 5.0 | 3.4 | 2010–2013 |
| New NRPs | | | | |
| NFP 66 Resource Wood | – | 15.0 | – | 2012–2017 |
| NFP 67 End of life | 0.4 | 12.0 | 0.4 | 2012–2018 |
| Total | 21.5 | 136.0 | 84.6 | |

¹ Amounts under CHF 0.05 million are shown as zero

² Excluding grants for formally terminated programmes (CHF 0.1 million)

³ These amounts do not take account of repayments, third party funds, etc.

In 2010, the Federal Council mandated the SNSF to carry out two new NRPs: NRP 66 “Resource Wood” and NRP 67 “End of Life”. For both NRPs, research work will start in 2012. NRP 56 “Language Diversity and Linguistic Competence in Switzerland” was officially concluded in December 2010.

The share of women in the ongoing NRPs has remained largely unchanged (women 20 %, men 80%).

6. National Centres of Competence in Research (NCCR)

With the National Centres of Competence in Research the SNSF promotes long-term research networks in areas of strategic significance for the future of Swiss science, economy and society.

6.1 Current NCCRs in overview

Amounts in millions CHF

| Series 2001 | Contribution SNSF 2010 ¹ | Contribution SNSF for 12 years | Total budget for 12 years | Start | Home institution |
|---|-------------------------------------|--------------------------------|---------------------------|-------|-------------------------|
| Financial Valuation and Risk Management (FINRISK) | 2.1 | 28.2 | 57.9 | 2001 | University of Zurich |
| Computer Aided and Image Guided Medical Interventions (CO-ME) | 2.0 | 42.7 | 112.4 | 2001 | ETH Zurich |
| Frontiers in Genetics | 2.0 | 43.0 | 108.8 | 2001 | University of Geneva |
| Interactive Multimodal Information Management (IM2) | 1.1 | 32.8 | 85.2 | 2002 | Idiap, Martigny |
| Climate | 1.7 | 26.6 | 114.7 | 2001 | University of Berne |
| Materials with Novel Electronic Properties (MaNEP) | 2.9 | 49.6 | 187.7 | 2001 | University of Geneva |
| Mobile Information and Communication Systems (MICS) | 2.0 | 37.5 | 98.1 | 2001 | EPF Lausanne |
| Molecular Oncology | 2.2 | 43.6 | 110.6 | 2001 | EPF Lausanne |
| Nanoscale Science | 2.9 | 49.3 | 160.2 | 2001 | University of Basel |
| North–South | 2.0 | 36.4 | 97.1 | 2001 | University of Berne |
| Neural Plasticity and Repair (NEURO) | 2.5 | 42.7 | 234.5 | 2001 | University of Zurich |
| Quantum Photonics | 2.3 | 44.8 | 118.5 | 2001 | EPF Lausanne |
| Structural Biology – Molecular Life Sciences | 2.0 | 36.7 | 103.4 | 2001 | University of Zurich |
| Plant Survival | 1.9 | 33.4 | 75.8 | 2001 | University of Neuchâtel |
| Total | 29.6 | 547.3 | 1,664.9 | | |

| Series 2005 | Contribution SNSF 2010 ¹ | Contribution SNSF for 8 years | Total budget for 8 years | Start | Home institution |
|---|-------------------------------------|-------------------------------|--------------------------|-------|----------------------|
| Affective Sciences – Emotion in Individual Behaviour and Social Processes | 2.5 | 20.0 | 49.6 | 2005 | University of Geneva |
| Democracy – Challenges to Democracy in the 21 st Century | 1.9 | 14.6 | 30.8 | 2005 | University of Zurich |
| Iconic Criticism – The Analysis of Image Processes | 1.9 | 14.6 | 33.1 | 2005 | University of Basel |
| Mediality – Historical Perspectives | 1.5 | 11.7 | 19.6 | 2005 | University of Zurich |
| International Trade Regulation – From Fragmentation to Coherence | 2.3 | 19.8 | 24.4 | 2005 | University of Berne |
| Total | 10.1 | 80.7 | 157.5 | | |

| Series 2010 | Contribution SNSF 2010 ¹ | Contribution SNSF for 4 years | Total budget for 4 years | Start | Home institution |
|--|-------------------------------------|-------------------------------|--------------------------|-------|--|
| Chemical Biology – Visualisation and Control of Biological Processes Using Chemistry | 2.7 | 13.4 | 28.6 | 2010 | University of Geneva EPF Lausanne |
| Kidney.CH – Kidney Control of Homeostasis | 3.1 | 16.5 | 28.5 | 2010 | University of Zurich |
| LIVES – Overcoming vulnerability: life course perspectives | 2.5 | 14.5 | 31.1 | 2011 | University of Lausanne University of Geneva |
| MUST – Molecular Ultrafast Sciences and Technology | 5.5 | 17.3 | 38.9 | 2010 | ETH Zurich University of Berne |
| QSIT – Quantum Science and Technology | | 17.1 | 55.3 | 2011 | ETH Zurich University of Basel |
| Robotics – Intelligent Robots for Improving the Quality of Life | 2.4 | 13.3 | 35.4 | 2010 | EPF Lausanne |
| SYNAPSY – The synaptic bases of mental diseases | 3.6 | 17.5 | 43.2 | 2010 | EPF Lausanne University of Lausanne University of Geneva |
| TransCure – From transport physiology to identification of therapeutic targets | 3.0 | 14.1 | 26.2 | 2010 | University of Berne |
| Total | 22.8 | 123.7 | 287.2 | | |
| All NCCRs | 62.5 | 628.0 | 1,822.4 | | |

¹ Also contains contributions for management, knowledge and technology transfer, promotion of young scientists, etc.