

Grant summary of call deadline 2025-02-03

Return CH Postdoc.Mobility

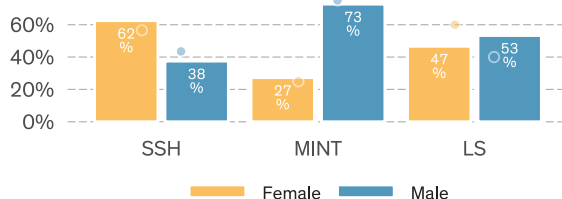
The figures include only proposals for Return CH Postdoc.Mobility grants. The classification of research areas is based on the main discipline of the proposals. Data state **2025-06-17**¹.

	# Evaluated ^a	Approved	Req. amount	Appr. amount	Funding rate	Funding level	Success rate
SSH	23	16	2.7 MCHF	1.8 MCHF	69.0%	99.8%	69.6%
MINT	16	11	1.9 MCHF	1.3 MCHF	68.3%	98.6%	68.8%
LS	20	15	2.3 MCHF	1.7 MCHF	73.8%	98.7%	75.0%
Total	59	42	6.9 MCHF	4.8 MCHF	70.5%	99.1%	71.2%

^a Number of proposals minus known formal/substantive non-considerations and minus known withdrawal before rulings. All numbers and shares in this table are based on the number of evaluated proposals.

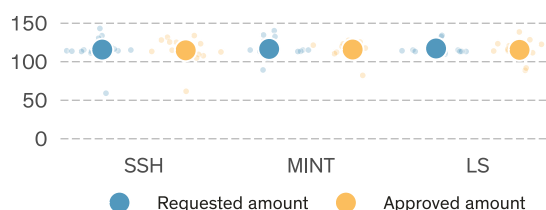
Gender

Bars: corr. grantees (42), dots: corr. applicants (59)



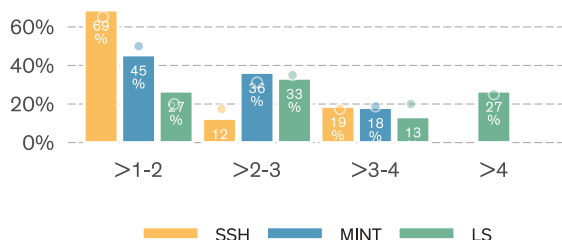
Requested amount

In KCHF, mean as bigger dot



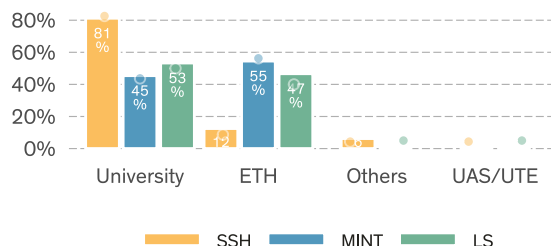
Net academic age (years)

Bars: corr. grantees (42), dots: corr. applicants (59)



Research institutions (incoming)

Bars: corr. grantees (42), dots: corr. applicants (59)



Approvals & rejections (call 2025-02-03)

	Total ^a	Evaluated ^b	Approved	Success rate	Subst. NC ^c	Formal NC ^c	NC ^c	Rej. after eval.
Overall								
Overall	59 (100.0%)	59 (100.0%)	42	71.2%	0 (0.0%)	0 (0.0%)	0.0%	17 (28.8%)
Gender (corr. applicant)								
Female	29 (100.0%)	29 (100.0%)	20	69.0%	0 (0.0%)	0 (0.0%)	0.0%	9 (31.0%)
Male	30 (100.0%)	30 (100.0%)	22	73.3%	0 (0.0%)	0 (0.0%)	0.0%	8 (26.7%)
Research area								
SSH	23 (100.0%)	23 (100.0%)	16	69.6%	0 (0.0%)	0 (0.0%)	0.0%	7 (30.4%)
MINT	16 (100.0%)	16 (100.0%)	11	68.8%	0 (0.0%)	0 (0.0%)	0.0%	5 (31.2%)
LS	20 (100.0%)	20 (100.0%)	15	75.0%	0 (0.0%)	0 (0.0%)	0.0%	5 (25.0%)

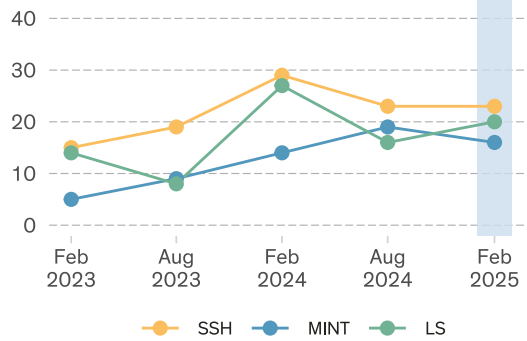
^a Total = Number of submitted proposals minus external Lead Agency and withdrawal before rulings

^b Evaluated = Total submissions minus formal and substantive non-considerations

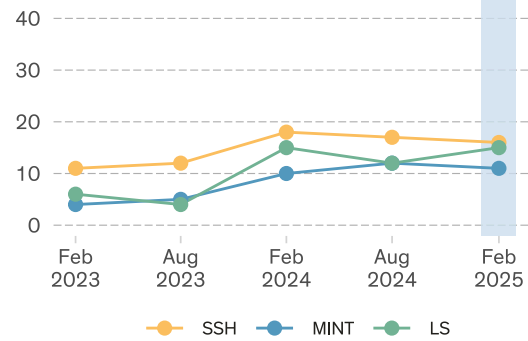
^c NC = Non-considerations

¹Calls: 'Rückkehr CH Postdoc.Mobility 2025 Februar'

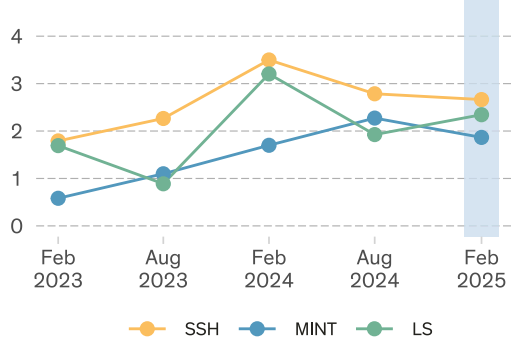
Number of proposals



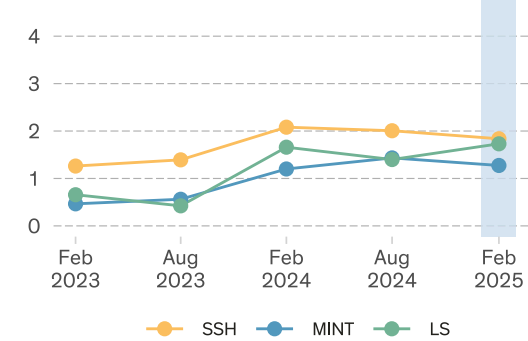
Number of grants



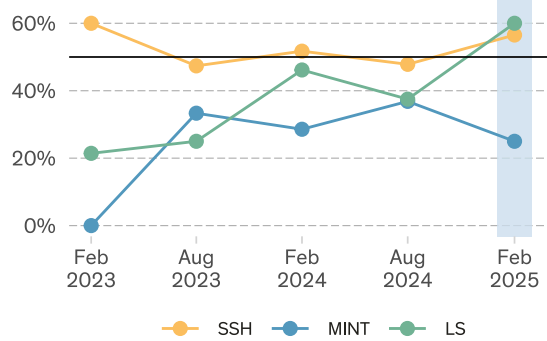
Total requested amount (MCHF)



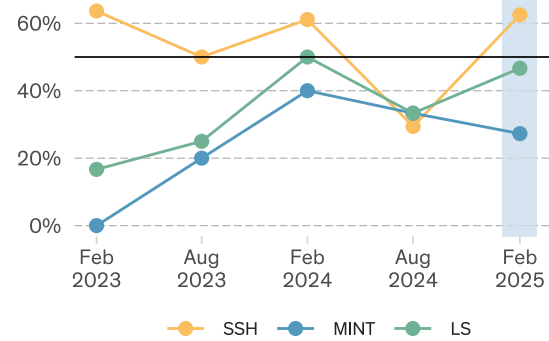
Total granted amount (MCHF)



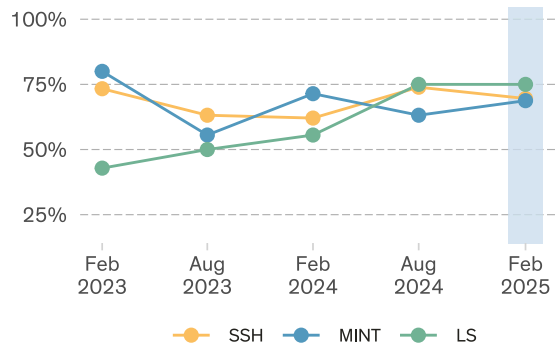
Female corr. applicants



Female corr. grantees



Success rate



Funding rate

