

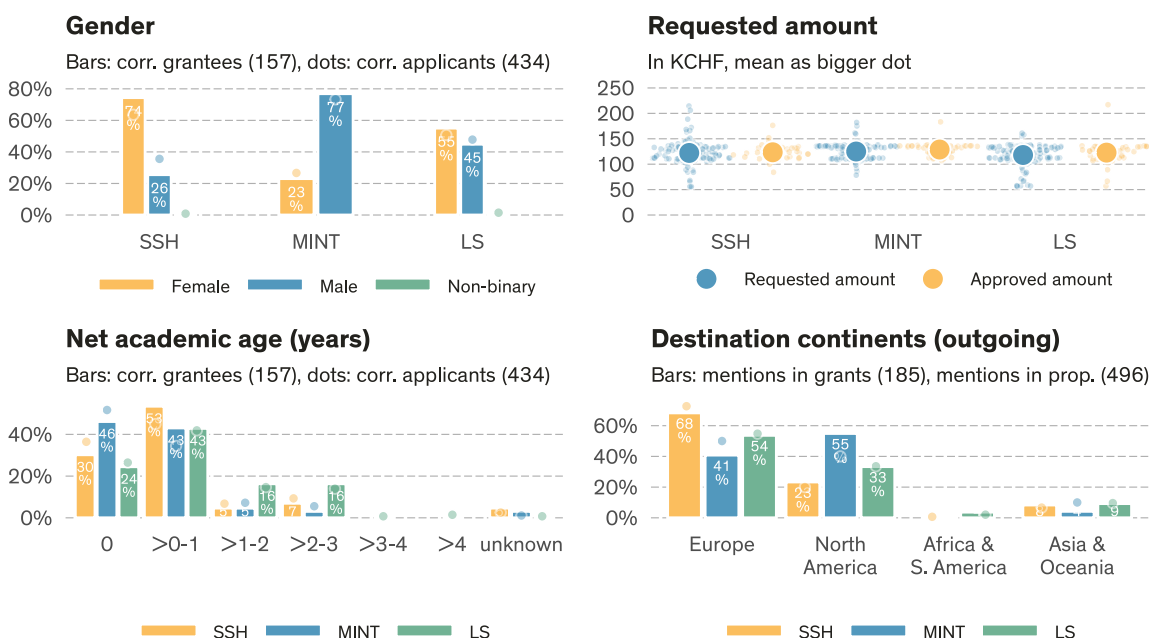
## Grant summary of call deadline 2025-08-05

# Postdoc.Mobility

The figures exclude proposals for Return CH Postdoc.Mobility grants. The classification of research areas is based on the main discipline of the proposals. Data state **2026-01-06**<sup>1</sup>.

	# Evaluated <sup>a</sup>	Approved	Req. amount	Appr. amount	Funding rate	Funding level	Success rate
SSH	118	43	14.4 MCHF	5.3 MCHF	36.8%	100.1%	36.4%
MINT	180	65	22.5 MCHF	8.4 MCHF	37.3%	100.1%	36.1%
LS	136	49	16.1 MCHF	6.0 MCHF	37.5%	101.3%	36.0%
<b>Total</b>	<b>434</b>	<b>157</b>	<b>52.9 MCHF</b>	<b>19.7 MCHF</b>	<b>37.2%</b>	<b>100.5%</b>	<b>36.2%</b>

<sup>a</sup> Number of proposals minus known formal/substantive non-considerations and minus known withdrawal before rulings. All numbers and shares in this table are based on the number of evaluated proposals.  
3 proposals are financed by a bequest that the SNSF has received.



## Approvals & rejections (call 2025-08-05)

	Total <sup>a</sup>	Evaluated <sup>b</sup>	Approved	Success rate	Subst. NC <sup>c</sup>	Formal NC <sup>c</sup>	NC <sup>c</sup>	Rej. after eval.
<b>Overall</b>								
Overall	441 (100.0%)	434 (98.4%)	157	36.2%	2 (0.5%)	5 (1.1%)	1.6%	277 (62.8%)
<b>Gender (corr. applicant)</b>								
Female	195 (100.0%)	192 (98.5%)	74	38.5%	0 (0.0%)	3 (1.5%)	1.5%	118 (60.5%)
Male	243 (100.0%)	239 (98.4%)	83	34.7%	2 (0.8%)	2 (0.8%)	1.6%	156 (64.2%)
Non-binary	3 (100.0%)	3 (100.0%)	0	0.0%	0 (0.0%)	0 (0.0%)	0.0%	3 (100.0%)
<b>Research area</b>								
SSH	123 (100.0%)	118 (95.9%)	43	36.4%	2 (1.6%)	3 (2.4%)	4.1%	75 (61.0%)
MINT	180 (100.0%)	180 (100.0%)	65	36.1%	0 (0.0%)	0 (0.0%)	0.0%	115 (63.9%)
LS	138 (100.0%)	136 (98.6%)	49	36.0%	0 (0.0%)	2 (1.4%)	1.4%	87 (63.0%)

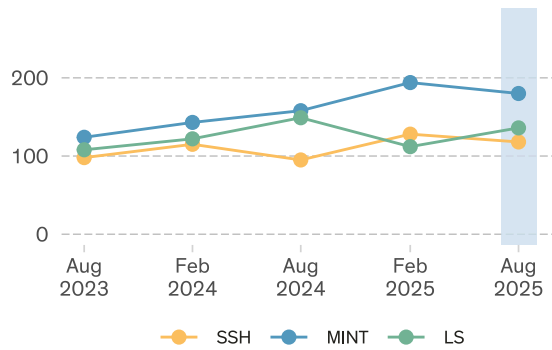
<sup>a</sup> Total = Number of submitted proposals minus external Lead Agency and withdrawal before rulings

<sup>b</sup> Evaluated = Total submissions minus formal and substantive non-considerations

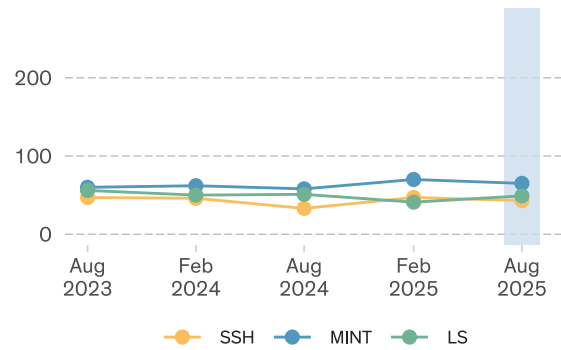
<sup>c</sup> NC = Non-considerations

<sup>1</sup>Calls: 'Postdoc.Mobility 2025 August'

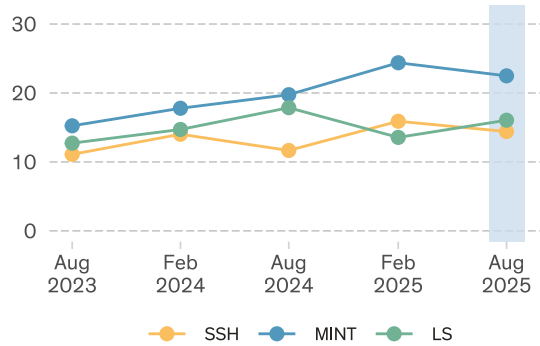
**Number of proposals**



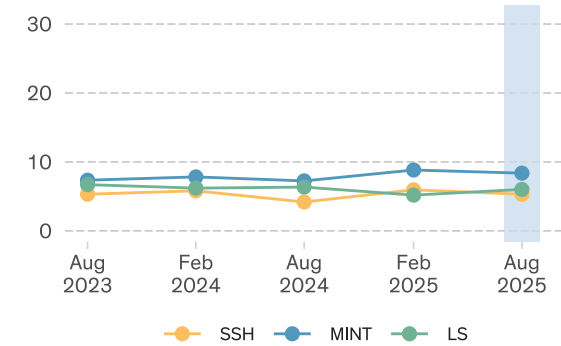
**Number of grants**



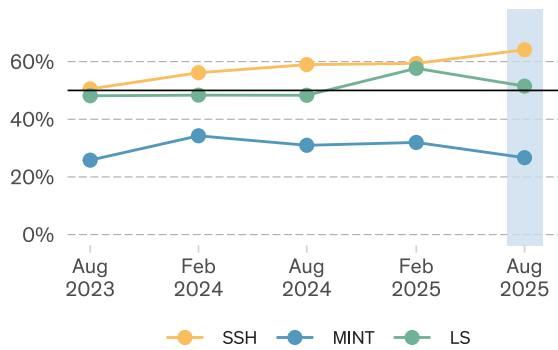
**Total requested amount (MCHF)**



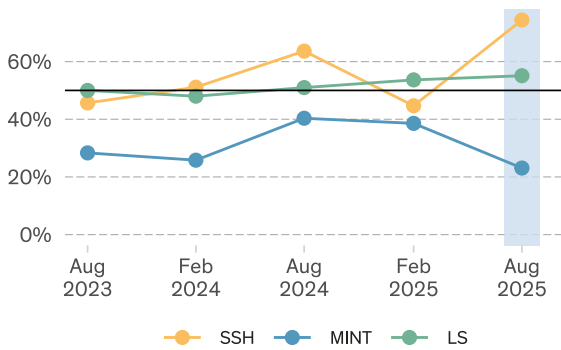
**Total granted amount (MCHF)**



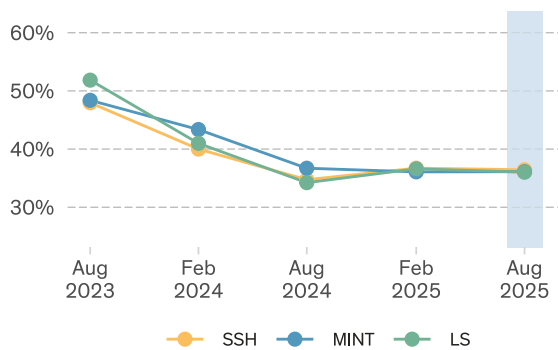
**Female corr. applicants**



**Female corr. grantees**



**Success rate**



**Funding rate**

