

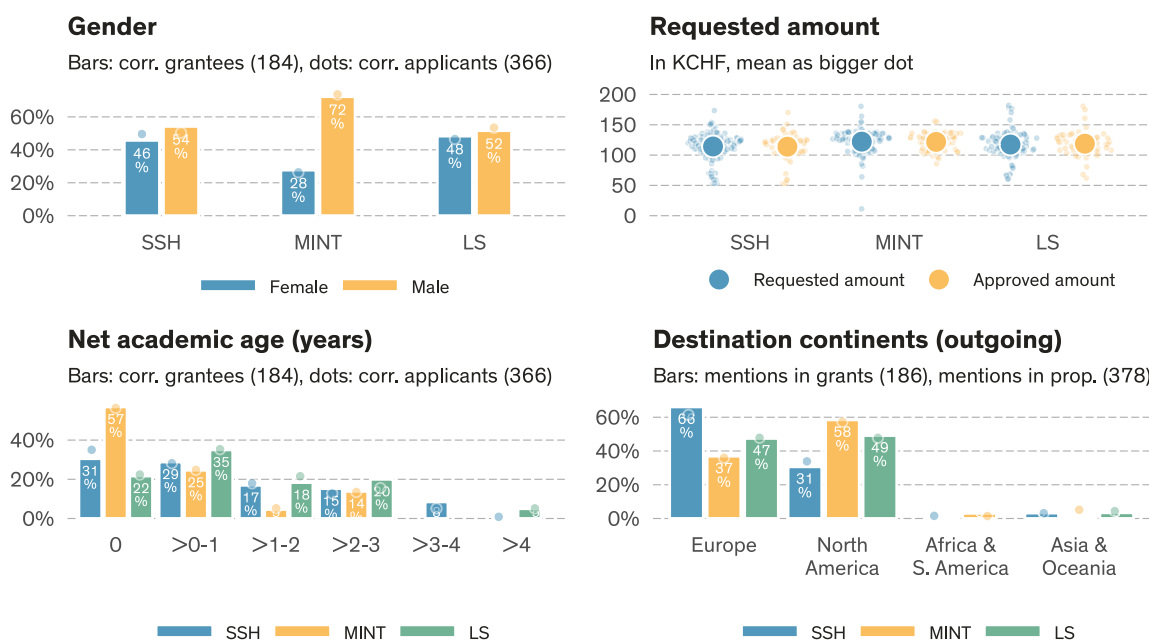
## Grant summary of call deadline 2023-08-02

# Postdoc.Mobility

The figures include proposals for Return CH Postdoc.Mobility grants. The classification of research areas is based on the main discipline of the proposals. Data state **2024-01-08**<sup>1</sup>.

	# Evaluated <sup>a</sup>	Approved	Req. amount	Appr. amount	Funding rate	Funding level	Success rate
SSH	117	59	13.4 MCHF	6.7 MCHF	50.3%	99.0%	50.4%
MINT	133	65	16.2 MCHF	7.9 MCHF	48.7%	112.3%	48.9%
LS	116	60	13.6 MCHF	7.1 MCHF	52.3%	99.0%	51.7%
<b>Total</b>	<b>366</b>	<b>184</b>	<b>43.2 MCHF</b>	<b>21.8 MCHF</b>	<b>50.3%</b>	<b>103.7%</b>	<b>50.3%</b>

<sup>a</sup> Number of proposals minus known formal/substantive non-considerations and minus known withdrawal before rulings. All numbers and shares in this table are based on the number of evaluated proposals.



## Approvals & rejections (call 2023-08-02)

	Total <sup>a</sup>	Evaluated <sup>b</sup>	Approved	Success rate	Subst. NC <sup>c</sup>	Formal NC <sup>c</sup>	NC <sup>c</sup>	Rej. after eval.
<b>Overall</b>								
Overall	371 (100.0%)	366 (98.7%)	184	50.3%	2 (0.5%)	3 (0.8%)	1.3%	182 (49.1%)
<b>Gender (corr. applicant)</b>								
Female	149 (100.0%)	147 (98.7%)	74	50.3%	0 (0.0%)	2 (1.3%)	1.3%	73 (49.0%)
Male	222 (100.0%)	219 (98.6%)	110	50.2%	2 (0.9%)	1 (0.5%)	1.4%	109 (49.1%)
<b>Research area</b>								
SSH	117 (100.0%)	117 (100.0%)	59	50.4%	0 (0.0%)	0 (0.0%)	0.0%	58 (49.6%)
MINT	135 (100.0%)	133 (98.5%)	65	48.9%	0 (0.0%)	2 (1.5%)	1.5%	68 (50.4%)
LS	119 (100.0%)	116 (97.5%)	60	51.7%	2 (1.7%)	1 (0.8%)	2.5%	56 (47.1%)

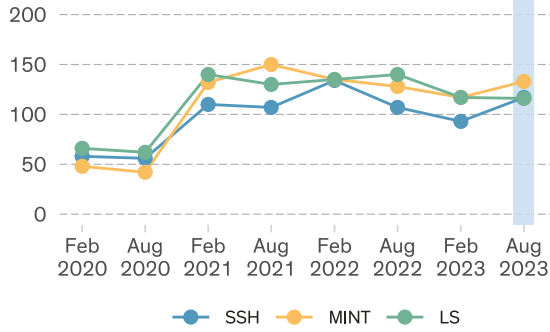
<sup>a</sup> Total = Number of submitted proposals minus external Lead Agency and withdrawal before rulings

<sup>b</sup> Evaluated = Total submissions minus formal and substantive non-considerations

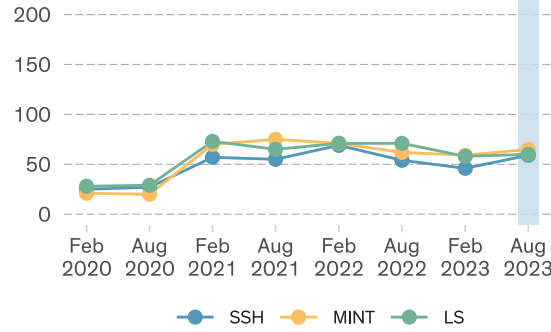
<sup>c</sup> NC = Non-considerations

<sup>1</sup>Calls: 'Postdoc.Mobility 2023 August', 'Rückkehr CH Postdoc.Mobility 2023 August'

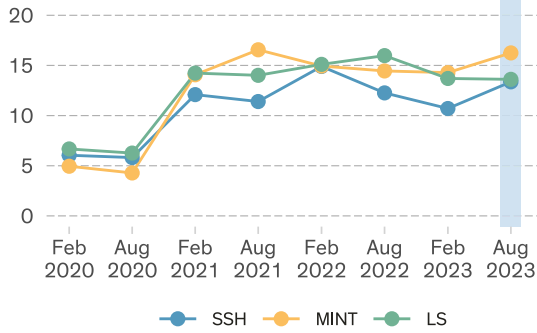
**Number of proposals**



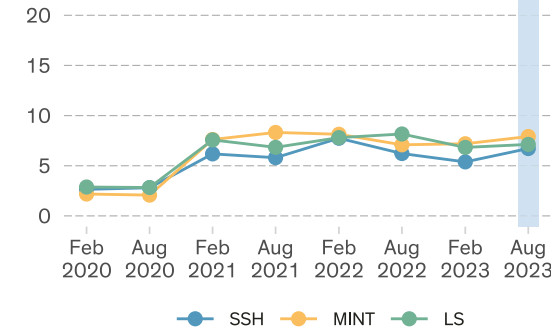
**Number of grants**



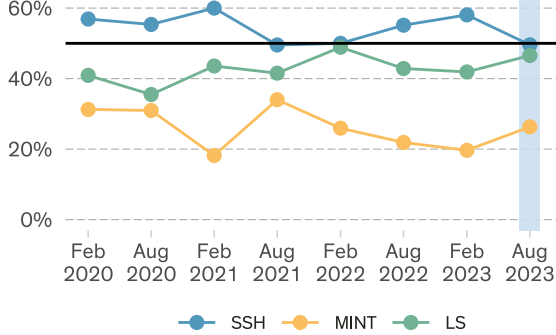
**Total requested amount (MCHF)**



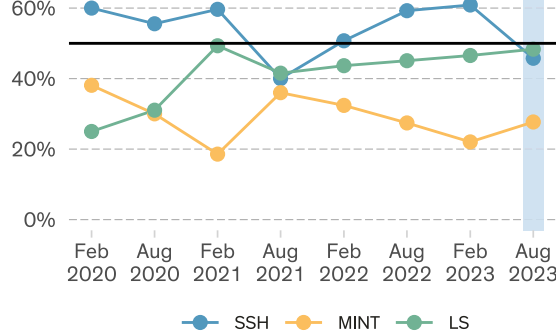
**Total granted amount (MCHF)**



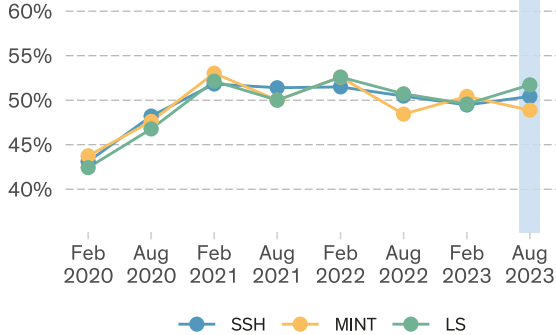
**Female corr. applicants**



**Female corr. grantees**



**Success rate**



**Funding rate**

