

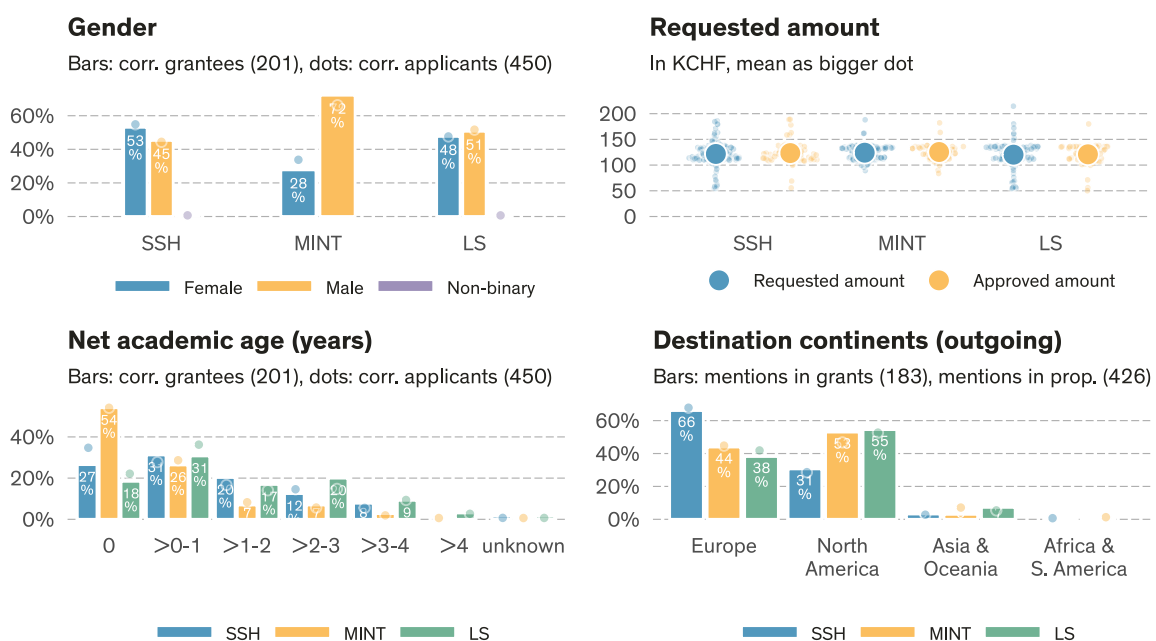
## Grant summary of call deadline 2024-02-01

# Postdoc.Mobility

The figures include proposals for Return CH Postdoc.Mobility grants. The classification of research areas is based on the main discipline of the proposals. Data state **2024-06-27**<sup>1</sup>.

|              | # Evaluated <sup>a</sup> | Approved   | Req. amount      | Aprr. amount     | Funding rate | Funding level | Success rate |
|--------------|--------------------------|------------|------------------|------------------|--------------|---------------|--------------|
| SSH          | 144                      | 64         | 17.5 MCHF        | 7.9 MCHF         | 45.1%        | 99.3%         | 44.4%        |
| MINT         | 157                      | 72         | 19.5 MCHF        | 9.0 MCHF         | 46.3%        | 99.5%         | 45.9%        |
| LS           | 149                      | 65         | 17.9 MCHF        | 7.9 MCHF         | 43.9%        | 100.6%        | 43.6%        |
| <b>Total</b> | <b>450</b>               | <b>201</b> | <b>54.9 MCHF</b> | <b>24.8 MCHF</b> | <b>45.1%</b> | <b>99.8%</b>  | <b>44.7%</b> |

<sup>a</sup> Number of proposals minus known formal/substantive non-considerations and minus known withdrawal before rulings. All numbers and shares in this table are based on the number of evaluated proposals.



## Approvals & rejections (call 2024-02-01)

|                                 | Total <sup>a</sup> | Evaluated <sup>b</sup> | Approved | Success rate | Subst. NC <sup>c</sup> | Formal NC <sup>c</sup> | NC <sup>c</sup> | Rej. after eval. |
|---------------------------------|--------------------|------------------------|----------|--------------|------------------------|------------------------|-----------------|------------------|
| <b>Overall</b>                  |                    |                        |          |              |                        |                        |                 |                  |
| Overall                         | 457 (100.0%)       | 450 (98.5%)            | 201      | 44.7%        | 0 (0.0%)               | 7 (1.5%)               | 1.5%            | 249 (54.5%)      |
| <b>Gender (corr. applicant)</b> |                    |                        |          |              |                        |                        |                 |                  |
| Female                          | 205 (100.0%)       | 203 (99.0%)            | 85       | 41.9%        | 0 (0.0%)               | 2 (1.0%)               | 1.0%            | 118 (57.6%)      |
| Male                            | 250 (100.0%)       | 245 (98.0%)            | 114      | 46.5%        | 0 (0.0%)               | 5 (2.0%)               | 2.0%            | 131 (52.4%)      |
| Non-binary                      | 2 (100.0%)         | 2 (100.0%)             | 2        | 100.0%       | 0 (0.0%)               | 0 (0.0%)               | 0.0%            | 0 (0.0%)         |
| <b>Research area</b>            |                    |                        |          |              |                        |                        |                 |                  |
| SSH                             | 145 (100.0%)       | 144 (99.3%)            | 64       | 44.4%        | 0 (0.0%)               | 1 (0.7%)               | 0.7%            | 80 (55.2%)       |
| MINT                            | 160 (100.0%)       | 157 (98.1%)            | 72       | 45.9%        | 0 (0.0%)               | 3 (1.9%)               | 1.9%            | 85 (53.1%)       |
| LS                              | 152 (100.0%)       | 149 (98.0%)            | 65       | 43.6%        | 0 (0.0%)               | 3 (2.0%)               | 2.0%            | 84 (55.3%)       |

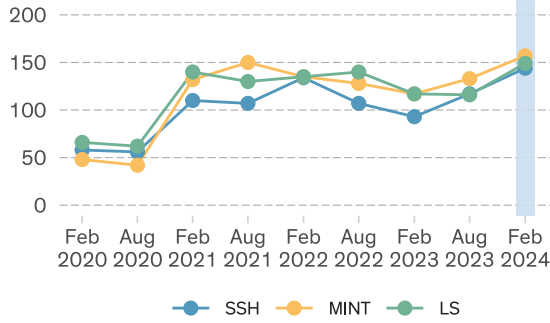
<sup>a</sup> Total = Number of submitted proposals minus external Lead Agency and withdrawal before rulings

<sup>b</sup> Evaluated = Total submissions minus formal and substantive non-considerations

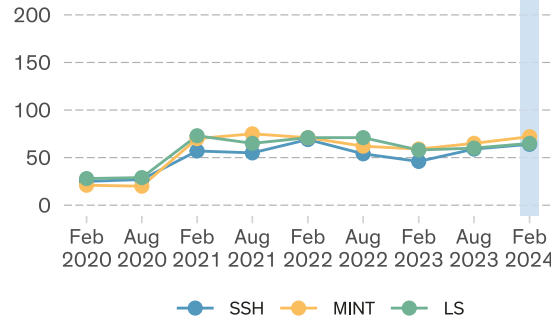
<sup>c</sup> NC = Non-considerations

<sup>1</sup>Calls: 'Postdoc.Mobility 2024 Februar', 'Rückkehr CH Postdoc.Mobility 2024 Februar'

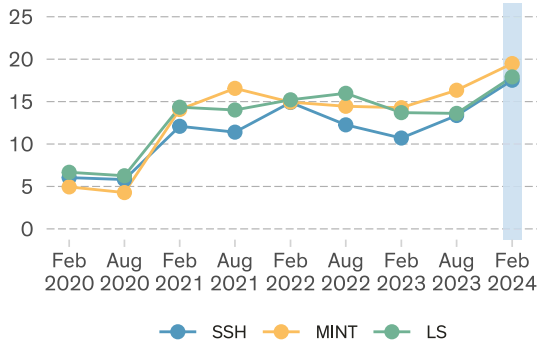
**Number of proposals**



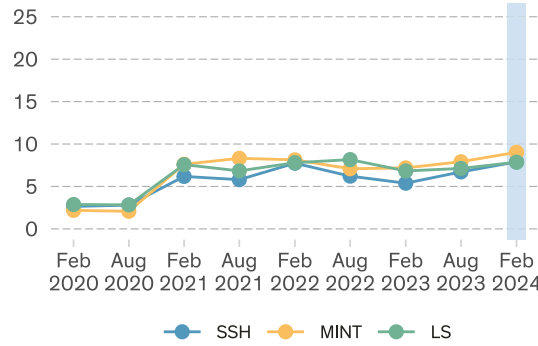
**Number of grants**



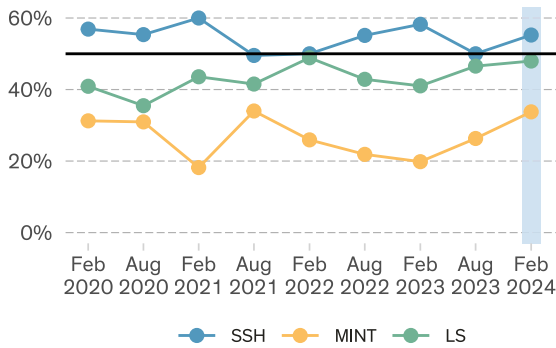
**Total requested amount (MCHF)**



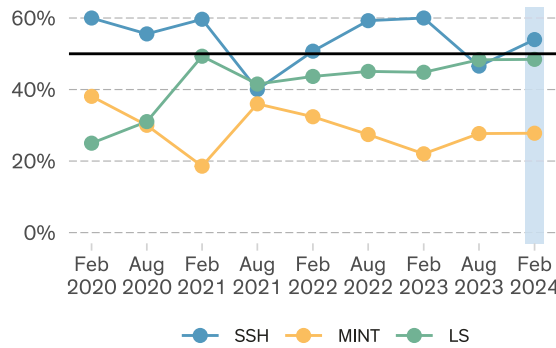
**Total granted amount (MCHF)**



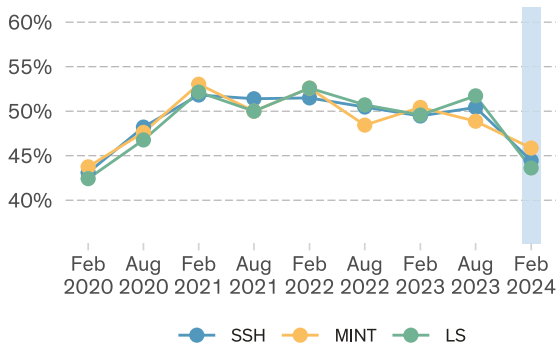
**Female corr. applicants**



**Female corr. grantees**



**Success rate**



**Funding rate**

