

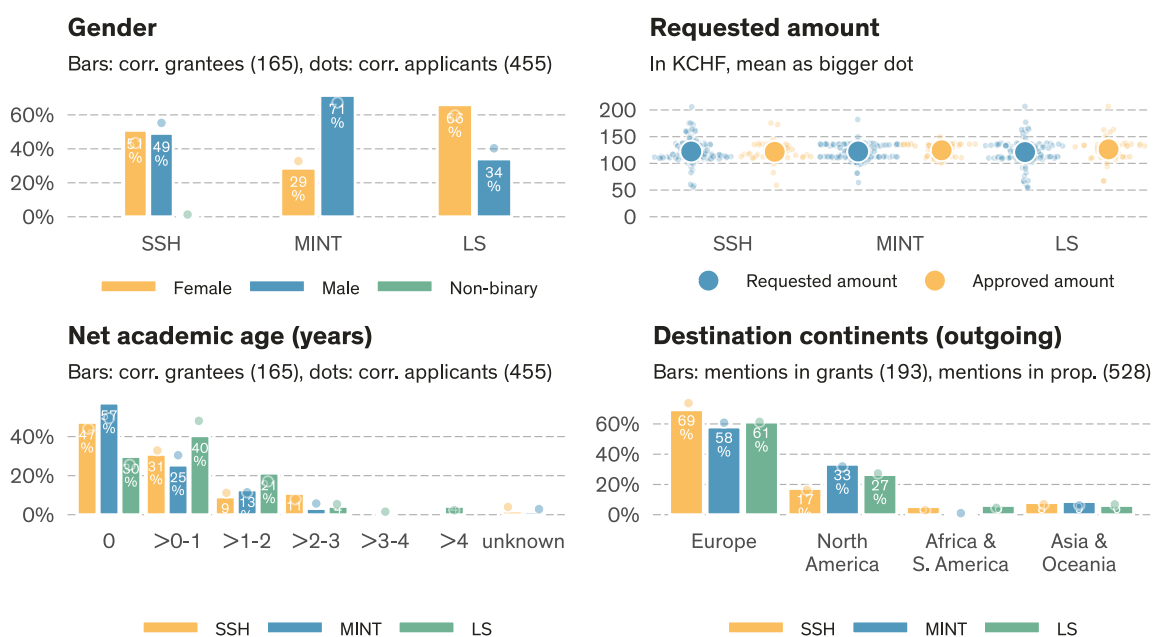
Grant summary of call deadline 2026-02-03

Postdoc.Mobility

The figures exclude proposals for Return CH Postdoc.Mobility grants. The classification of research areas is based on the main discipline of the proposals. Data state **2026-06-16**¹.

	# Evaluated ^a	Approved	Req. amount	Appr. amount	Funding rate	Funding level	Success rate
SSH	152	55	18.6 MCHF	6.7 MCHF	36.0%	100.2%	36.2%
MINT	174	63	21.3 MCHF	7.8 MCHF	36.9%	100.4%	36.2%
LS	129	47	15.6 MCHF	5.9 MCHF	38.0%	99.9%	36.4%
Total	455	165	55.5 MCHF	20.5 MCHF	36.9%	100.2%	36.3%

^a Number of proposals minus known formal/substantive non-considerations and minus known withdrawal before rulings. All numbers and shares in this table are based on the number of evaluated proposals.



Approvals & rejections (call 2026-02-03)

	Total ^a	Evaluated ^b	Approved	Success rate	Subst. NC ^c	Formal NC ^c	NC ^c	Rej. after eval.
Overall								
Overall	459 (100.0%)	455 (99.1%)	165	36.3%	0 (0.0%)	4 (0.9%)	0.9%	285 (62.1%)
Gender (corr. applicant)								
Female	201 (100.0%)	200 (99.5%)	77	38.5%	0 (0.0%)	1 (0.5%)	0.5%	120 (59.7%)
Male	256 (100.0%)	253 (98.8%)	88	34.8%	0 (0.0%)	3 (1.2%)	1.2%	163 (63.7%)
Non-binary	2 (100.0%)	2 (100.0%)	0	0.0%	0 (0.0%)	0 (0.0%)	0.0%	2 (100.0%)
Research area								
SSH	153 (100.0%)	152 (99.3%)	55	36.2%	0 (0.0%)	1 (0.7%)	0.7%	97 (63.4%)
MINT	175 (100.0%)	174 (99.4%)	63	36.2%	0 (0.0%)	1 (0.6%)	0.6%	109 (62.3%)
LS	131 (100.0%)	129 (98.5%)	47	36.4%	0 (0.0%)	2 (1.5%)	1.5%	79 (60.3%)

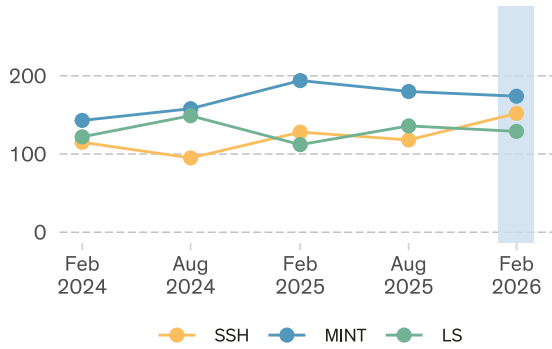
^a Total = Number of submitted proposals minus external Lead Agency and withdrawal before rulings

^b Evaluated = Total submissions minus formal and substantive non-considerations

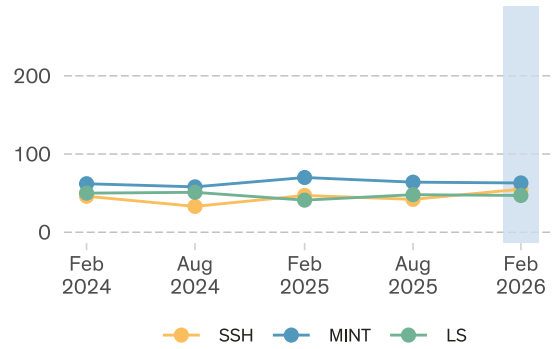
^c NC = Non-considerations

¹Calls: 'Postdoc.Mobility 2026 Februar'. Donations: 3 additional proposal(s) in LS and 2 additional proposal(s) in MINT were funded via donations. These are considered rejected proposals in this report.

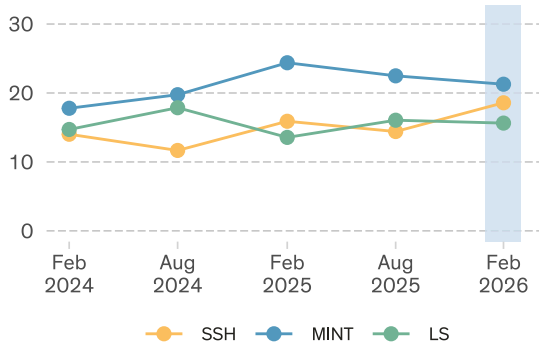
Number of proposals



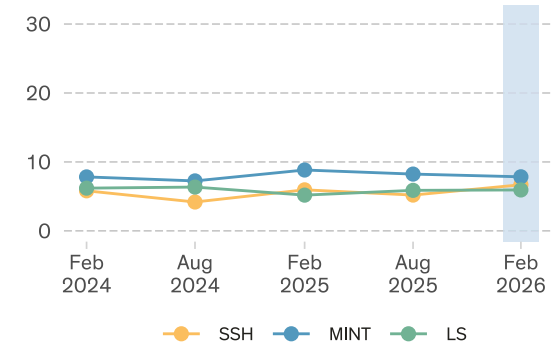
Number of grants



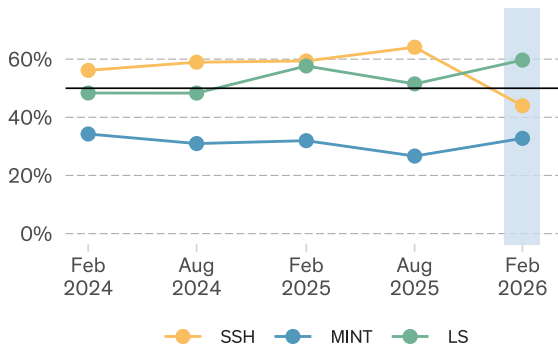
Total requested amount (MCHF)



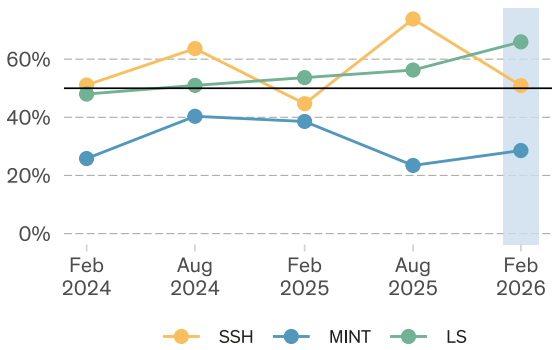
Total granted amount (MCHF)



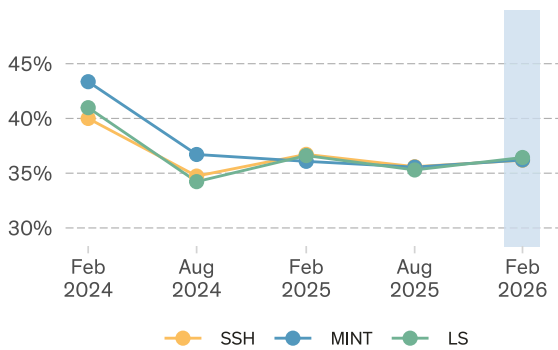
Female corr. applicants



Female corr. grantees



Success rate



Funding rate

